



A

(Printed Pages 2)

(20222)

Roll No. ...

B.D.S.-III Prof.

5142 (N)

B.D.S. (Main & Supply.) Examination,

Feb.-2022

GENERAL SURGERY

[BDS-08(N)]

Time : Three Hours]

[Maximum Marks : 70

Note : Attempt **all** questions. Use separate copy for **Part-I** and **Part-II**.

Part-I

1. Describe clinical features, Investigations, management of pre-malignant conditions of oral cavity. 10
2. Enumerate causes of Non-Healing Ulcer. Write briefly about clinical features, Investigations and management of marjolin's Ulcer. 10

P.T.O.

3. Write short notes on the following :

5×3=15

- (a) Ranula
- (b) Cleft Palase
- (c) Recent Advances in Laser Surgery

Part-II

1. Write about protocol/Precautions during Blood Transfusions. How will you manage complication of Blood Transfusion. 10
2. Classification of shockes : 10
Clinical features, causes and management of Haemorrhagic shocke.
3. Write short notes on the following :

5×3=15

- (a) Tracheorromy
- (b) Types of Biopsy
- (c) Difference between Dental cyst and demigerous cyst

5142 (N)/2

D

(Printed Pages 2)

(20421)

Roll No.

B.D.S. III Prof.

5142(N)

B.D.S. (Main & Supply)

Examination, April - 2021

GENERAL SURGERY

(BDS-08)

Time : Three Hours]

[Maximum Marks : 70

Note : Attempt **all** questions. Use separate copy for **Part-I** and **Part-II**.

Part - I

1. Describe the various stages of normal wound healing. Enumerate factors influencing healing of wound. 10
2. How to manage a patient with Haemorrhagic shock due to road traffic accident. 10
3. Write short notes on the following:
5 each
5×3=15
(a) Trigeminal neuralgia

P.T.O.

- (b) ABO Blood Group System
- (c) LUDWIG's Angina

Part - II

1. ✓ How to manage a 60 years old tobacco chewing patient with non-healing ulcer of size 1×1 cms over Retro-Molar Trigon. 10

2. Write about Embryological development of Upper LIP. Briefly outline the surgical treatment of cleft LIP. 10

3. Write short notes: 5×3=15
 - (a) Bell's Palsy
 - (b) Cryosurgery
 - (c) Disinfection & Sterilization

5142(N)/2

A

(Printed Pages 3)

(21120)

Roll No.³⁹.....

B.D.S.-III Prof.

5142(N)

**B.D.S. (Main & Supply.) Examination,
Nov. - 2020**

GENERAL SURGERY

(BDS-08)

Time : Three Hours / *[Maximum Marks : 70*

Note : Attempt all questions. Use separate
copy for **Part-I** and **Part-II**.

Part - I

1. Describe clinical features, investigations and Management of Premalignant conditions of oral cavity. 10
2. Write about protocols / precautions during blood transfusion.

How will you manage complications of blood transfusion.

10

P.T.O.

3. Write short notes on the following:

5×3=15

(a) Ranula

(b) Cleft palate

(c) Recent advances in use of Laser in
Surgery

Part - II

1. Enumerate causes of cervical lymphadenopathy. How to investigate a patient of cervical lymphadenopathy. 10

2. Enumerate causes of Non-Healing ulcer. Write Briefly about clinical features, investigation & Management of Marjolin's ulcer. 10

3. Write short notes : 5×3

(a) Tracheostomy

(b) Types of Biopsy

5142(N)/2

(c) Differences between dental cyst and
dentigerous cyst

5142(N)/3

A
(201119)

B.D.S.-III Prof.

Printed Pages : 2
Roll No.

5142(N)

**B.D.S. Supply. & Main Examination,
November-2019**

GENERAL SURGERY

[BDS-08]

Time : Three Hours] [Maximum Marks : 70

Note : Attempt *all* questions. Use separate answer books
for Part-A and Part-B.

Part-A

1. A 55 old tobacco chewer presented to OPD with non healing ulcer over buccal Mucosa about 4×4cm. How would you diagnose and manage this patient ? 10
2. Draw the anatomical course of Facial Nerve. How to manage a patient with Bell's Palsy ? 10
3. Write short note on following :
 - (a) Wound Healing 5
 - (b) Mandible fracture 5
 - (c) Cleft palate 5

5142(N)

[P.T.O.]

(2)

Part-B

4. **Classification of Shock. How to manage a patient came in Emergency department with Hemorrhagic Shock due to facial injury ?** 10
5. **How to diagnose and manage a patient with solitary Thyroid Nodule ?** 10
6. **Write short note on following :**
 - (a) **Blood transfusion reaction** 5
 - (b) **Surgical Sutures** 5
 - (c) **Ischemia-Reperfusion Injury** 5

5142(N)

G
(21218)
B.D.S.-III Prof.

Printed Pages : 2
Roll No.

5142(N)

B.D.S. (Main & Supply.) Examination,
November-2018

GENERAL SURGERY

(BDS-08)

Time : Three Hours]

[Maximum Marks : 70

*Note : Attempt all questions. Use separate answer book
for Part-I and Part-II.*

Part-I

1. Describe the Pre-malignant conditions of Oral
Cavity. 10

2. Describe the causes of cervical lymphadenopathy in
a 20 yr. old male patient, also describe investigations
to establish diagnosis and treatment.

4+6+6=16

3. Write short notes on the following : 3×3

(i) Ludwig's Angina 3

(ii) Epulis 3

(iii) Dentigerous Cyst 3

5142(N)

[P.T.O.]

(2)

Part-II

1. Describe in detail complication of thyroid surgery along with its Management. 10
2. Define shock and its classification, clinical features and management of various types of shock. 16
3. Write short notes on the following : 3×3
 - (a) Ameloblastoma (AMELOBLASTOMA)
 - (b) Sterilization and Disinfection
 - (c) FNAC

5142(N)

3. Write short note on the following :

- (a) Admantinoma. 5
- (b) Carcinoma cheek 5
- (c) Primary Hyperthyroidism 5

Part-II

- 1. Enumerate different type of shock. Discuss Principle of management of Hypovolumic shock. 10

- 2. Discuss pathogenesis of fracture healing. How would you initially manage a patient of # mandible body (Rt side) presented to casualty 2 hours after Road Traffic Accident. 10

3. Write short notes on the following :

- (a) Aphthous ulcer 5
- (b) Tetanus Neo Natarum 5
- (c) Tubercular Lymphadenitis. 5

5142(N)2

N

(201117)

B.D.S.-III Prof.

5142(N)

B.D.S. (Main & Supply.) Examination, Nov-2017

General Surgery

(BDS-08)

Time : Three Hours]

Maximum Marks : 70

Note : Attempt all questions. Use separate copy for Part-I and Part-II.

Part-I

- 1. Discuss Principles of initial management of a patient having multiple contusion injuries over face & a lacerated wound over chin, Patient is conscious & oriented to time place 4 Person. 10
- 2. Enumerate different type of wound. Discuss Pathogenesis of wound healing. 10

P.T.O.



(Printed Pages 2)

Roll No.



V (Printed Pages 2)

(20216)

Roll No.

B.D.S. III Prof.

5142(N)

B.D.S. Supply & Main Examination,

Feb. 2016

General Surgery

(BDS-08)

Time : Three Hours]

[Maximum Marks : 70

Note : Attempt **all** questions. Use separate copy
for Part I & Part II.

Part-I

1. Describe General Principles of Surgery. And
various methods of Sterilization. 16
2. Describe various types of jaw swellings and
discuss the management of Admantinoma.

10

P.T.O.

3. Write short notes on : $3 \times 3 = 9$

(a) Biopsy

(b) Lymphadenopathy

(c) Trigeminal Neuralgia

Part-II

1. Describe the carcinomas of oral cavity and their management. 16

2. Discuss the differential diagnosis of neck swellings and describe the management of follicular neoplasm of thyroid. 10

3. Write short notes on : $3 \times 3 = 9$

(a) Hemorrhage

(b) Tracheostomy

(c) Ulcers

N (Printed Pages 2)

(21116)

Roll No. 9884015

B.D.S. III Prof.

5142(N)

B.D.S. Supply & Main Examination,

November-2016

General Surgery

(BDS-08)

Time : Three Hours] [Maximum Marks : 70

Note : Attempt all questions. Use separate copy
for Part-I & Part-II.

Part-I

1. Describe various types of Infections of Gums and Mandible. 16
2. Describe classification, clinical features and management of various types of Shock. 10
3. Describe HIV & Hepatitis-B with special reference to their prevention and precautions. 9
To be taken during surgery.

P.T.O.

Part-II

1. Discuss the diagnosis of Neck Swellings and describe the management of Follicular Neoplasm of Thyroid. 16
2. Describe the principles of Cleft and Palate Repair. 10
3. Write short notes on-
 - (a) Leed wig's Angina 3
 - (b) Pleomorphic Adinoma 3
 - (c) Trigeminal Neuralgia. 3

P

(Printed Pages 2)

(20315)

Roll No.

B.D.S. III Prof.

5142(N)

B.D.S. Supply & Main Examination,

March 2015

General Surgery

BDS-08(N)



Time : Three Hours]

[Maximum Marks :70

Note: Attempt all questions. Use separate copy
for **Part-I & Part-II**

Part - I

1. Describe various Swellings of the Jaw and
their management. 10
2. Describe various skin infections in and around
oral cavity. 10

P.T.O.

LIBRARY
ITS Dental College & Research Centre
47, Knowledge Park III, Greater Noida

4.5

Short Notes

- (a) Pre-malignant lesions of the oral cavity.
- (b) Trigeminal Neuralgia.
- (c) Different Types of Biopsies used in Surgical procedures.

Part - II

- 1. Describe the classification, clinical features and management of thyroid and PARA thyroid diseases. 10
- 2. Describe the septic shock and its management. 10

20

Short Notes

- (a) Asepsis, Anti sepsis, Sterilization ~~Asepsis, Anti sepsis, Sterilization~~. $3 \times 5 = 15$
- (b) Surgical Sutures.
- (c) Fissured Tongue.

LIBRARY

Dental College Hospital & Research Centre
37 Knowledge Park-III, Greater Noida

P

(Printed Pages 2)

(20315)

Roll No.

B.D.S. III Prof.

5142(N)

B.D.S. Supply & Main Examination,

March 2015

General Surgery

BDS-08(N)

Time : Three Hours]

[Maximum Marks : 70

Note: Attempt all questions. Use separate copy

for **Part-I & Part-II**

Part - I

1. Describe various Swellings of the Jaw and their management. 10
2. Describe various skin infections in and around oral cavity. 10

P.T.O.

LIBRARY

Dental College Hospital & Research Centre
37 Knowledge Park-III, Greater Noida

Short Notes

- (a) Pre-malignant lesions of the oral cavity.
- (b) Trigeminal Neuralgia.
- (c) Different Types of Biopsies used in Surgical procedures.

Part - II

1. Describe the classification, clinical features and management of thyroid and PARA thyroid diseases. 10
2. Describe the septic shock and its management. 10

Short Notes

- (a) Asepsis, Anti sepsis, Sterilization Asepsis, Anti sepsis, Sterilization. $3 \times 5 = 15$
- (b) Surgical Sutures.
- (c) Fissured Tongue.

(21015)

Roll No.

B. D. S. III Prof.
Dental College Hospital & Research Centre
47, Knowledge Park-III, Greater Noida

5142(N)

B. D. S. Supply. & Main Examination, Oct. 2015

General Surgery

○

[BDS-08(N)]

Time : Three Hours]

[Maximum Marks : 70

Note : Attempt all questions. Use separate copy for Part-I and Part-II.

Part-I

[Marks : 35

1. Describe various types of Jaw swellings and discuss the management of adamantinoma. 16
- 2. Describe various infections of Gums and Mandible. 10
3. Write short notes on : 3×3=9
 - (a) Ulcers
 - (b) Haemorrhage
 - (c) Tracheostomy.

LIBRARY

Dental College Hospital & Research Centre
Greater Noida

ch Cent
r Noida

Part-II

[Marks : 35

1. Discuss differential diagnosis of swellings of floor of mouth and how to manage a case of T₂ N₀ M₀ carcinoma cheek. 16
2. Describe classification, clinical examination and treatment principles in various types of benign and malignant tumours, ulcers, cysts, sinuses and fistulae. 10
3. Write short notes on : 3×3=9
 - (a) Ludwig's angina
 - (b) Pleomorphic adenoma
 - (c) Trigeminal neuralgia.

O (Printed Pages 2)
(20313) Roll No. 6090004.....

B.D.S. III Prof.

5142 (N)

B.D.S. Supply & Main Examination,

March-2013

General Surgery

(BDS-08)

(New Course)

Time: Three Hours] [Maximum Marks : 70

Note : Attempt **all** questions. Use separate copy
for Part I & Part II.

(16)

PART - I

1. Describe various types of shock and discuss the management of Hemorrhagic shock. 16
2. Describe differential diagnosis of midline neck swelling and discuss the approach to a case of solitary thyroid nodule. 10

P.T.O.

LIBRARY

ITS Dental College & Hospital, Bangalore
47, Knowledge Park-II, Greater Noida

Yes

3. Write short notes on : $3 \times 3 = 9$
- (a) Epulis
 - (b) Ranula
 - (c) Frey's Syndrome

PART-II

- 1. Describe various forms of Parotid swellings and management of Parotid tumors. 16
- 2. Describe various stages of wound healing and discuss the factors causing delayed wound healing. 10
- 3. Write short notes on : 3×3
 - (a) Cystic Hygroma
 - (b) Branchial cyst
 - (c) Stem cell therapy

(16)

LIBRARY

ITS Dental College & Hospital, Bangalore
47, Knowledge Park-II, Greater Noida

(20913)

Roll No.

B.D.S. III Prof.

5142(N)

B.D.S. (Main & Supply.) Examination, Sept. 2013

GENERAL SURGERY

(BDS-08)

Time : Three Hours]

[Maximum Marks : 70

Note : Attempt all questions. Use separate copy for Part-I and Part-II.

Part-I

[Marks : 35

1. Describe the principles of peripheral nerve injuries, their regeneration and principles of treatment. 16
2. Describe indications, procedure and complications of tracheostomy. 10
3. Write short notes on the following : 3×3
 - (a) Admantinoma (12)
 - (b) Biopsy
 - (c) Tumors.

S (M) 2013

1. Describe malignant diseases of thyroid their classification clinical features ^{and} management. 16
2. Describe the transmissible viral infections, precautions to be taken in treating patients in carrier state and preventive measures. 17
3. Write short notes on the following : 3×3
 - (a) Cellulitis
 - (b) Clef lip
 - (c) Brancheal cyst.

(13)

(20812)

Roll No.

B.D.S.-III Prof.

5142(N)

B. D. S. Examination, August 2012

GENERAL SURGERY

(BDS-08)

(New Course)

Time : Three Hours] [Maximum Marks : 70

Note : Attempt all questions. Use separate copy for Part-I and Part-II.

Part-I

(15)

1. Describe the principles of antiseptics and sterilization and discuss how to manage day care OT (Operation Theatre). 16
2. Describe differential diagnosis of swelling of lateral side of neck and how to manage a case of tubercular lymphadenitis. 10

U.S

(2)

3. Write short notes on the following : 3×3
- (a) Tracheomalacia
 - (b) Cleft lip and cleft palate
 - (c) Parotid abscess.

Part-II

- 1. Discuss differential diagnosis of swellings of floor of mouth and how to manage a case of $T_2N_0M_0$ carcinoma cheek. 16
- 2. Discuss the management of facial trauma in detail. 10
- 3. Write short notes on the following : 3×3
 - (a) Hypertrophic scar and keloid (12)
 - (b) Fracture healing
 - (c) Parathyroid adenoma.

LIBRARY
(20812) ITS Dental College Hospital & Research Centre No.
47, Knowledge Park-I, Greater Noida

B.D.S. III Prof.

O-5142

B. D. S. Examination, August 2012

General Surgery

(BDS-08)

(Old Course)

Time : Three Hours]

[Maximum Marks : 50

*Note : Attempt all questions. Use separate copy for Part-I and
Part-II.*

(14)

Part-I

1. Describe various infections of soft tissue and jaw. 8
2. Describe shock and management of hemorrhagic shock. 8

LIBRARY
ITS Dental College Hospital & Research Centre
47, Knowledge Park-I, Greater Noida

4.5

(2)

3. Write short notes on the following :
- (a) Erysipelas 3
 - (b) Dental cyst 3
 - (c) Tubercular lymphadenopathy. 3

Part-II

4. Classify the goitre and management of solitary thyroid nodules. 8
5. Write notes on the following :
- (a) Injury to facial nerve acute 4
 - (b) Tonsillitis. 4
6. Write short notes on the following :
- (a) Tetanus 3
 - (b) Mandibular fracture 3
 - (c) Sterilization. 3

(14)

O
(20711)

(Printed Pages 3)
Roll No.

B.D.S. III Prof.

5142

B.D.S. Supply Examination, July 2011

General Surgery

Paper-II

(BDS - 08)

Time : Three Hours] [Maximum Marks : 50

Note : Attempt all questions. Use separate copy for Part-I & Part-II.

PART - I

1. Classify shock, what are clinical features of shock, and How will you manage a case of Haemorrhagic shock. 8

2. Write down different swellings of neck, and how will P.T.O.

you manage a case of Tubercular Lymphadenitis. 8

3. Write notes on :

(a) Mixed parotid tumor 3

(b) Thyroglossal Cyst 3

(c) Cold Abscess 3

PART - II

4. Classify Goitre : 8

Classify Goitre, what are clinical features and treatment of solitary toxic Nodule of Thyroid.

5. Short notes on :

(a) Trigeminal Neuralgia 4

(b) Cleft Palate 4

6. Write down :

(a) Dental & Dentigerous Cyst. 3

514240012

(b) Diathermy and Radium Treatment 3
Diathermy Radium

(c) Sterilization 3

✓

LIBRARY

TS Dental College & Research Centre
37, Knowledge Park, Greater Noida

O
(21211)
B.D.S.-III Prof.

(Printed Pages 2)
Roll No. 6-95063

5142 (N)

B.D.S. Examination, Dec. 2011

General Surgery

(BDS-08)

(New Course)

Time: Three Hours] [Maximum Marks : 70

Note : Attempt all questions. Use separate copy for Part I & Part II.

PART - I

1. What are various types of cysts in oral cavity and describe their management. 16
2. Describe various types of inflammations, causes, Treatment and their sequelae. 10
3. Short notes on : 3×3=9

P.T.O.

- (a) Tracheostomy
- (b) Vincent's Angina
- (c) Bleeding Gums

For
C-1) + 120

PART - II

- 1. Describe infections and tumors of larynx and nasopharynx. 16
- 2. Principles of Nerve injuries, their Regeneration and treatment. 10
- 3. Short notes on : 3×3=9
 - (a) Tissue Replacement.
 - (b) Use of Laser in surgery. (12)
 - (c) Meta static Lymph Node Diseases.

LIBRARY

**ITS Dental College Hospital & Research Centre
47, Knowledge Park-III, Greater Noida**

5142(N)180012

O

(Printed Pages 2)

(21211)

Roll No. 11103201

B.D.S.-III Prof.

05142

B.D.S. Examination, Dec. 2011

General Surgery

(BDS-08)

(Old Course)

Time: Three Hours

[Maximum Marks : 50]

Note : Attempt all questions. Use separate answer books for Part I & Part II.

Part - I

1. Discuss types, differential Diagnosis and management of ulcer Tongue. 8
2. Discuss types & management of dent ip. 8
3. Short notes : 9
 - (A) Dry Gangrene
 - (B) Actinomycosis
 - (C) Ranula

P.T.O.

Part - II

1. Discuss the causes and management of Bleeding Gums. 8
2. Discuss types of Injury to facial nerve & management. 8
3. Short Notes : 9
 - (A) Admentinoma
 - (B) Cellulitis
 - (C) Cervical Lymphnodes

LIBRARY

ITS Dental College, Dept. of Research Centre
67, Knowledge Park - III, Greater Noida

051022002

(2129)

Roll No. 6097073

BDS III Prof.

5142

B. D. S. Examination, 2009

GENERAL SURGERY

Paper-II

(BDS-08)

Time : Three Hours]

[Maximum Marks : 50

Note : Attempt all questions. Use separate copy for Part I and Part II.

Part-I

1. Describe various orodental surgeries. How will you treat a case of dental caries? 8
2. Describe various infections in oral cavity and how will you treat a case of cancerumoris. 8

LIBRARY

ITS Dental College Hospital & Research Centre
Gandhinagar, Park-III, Greater Noida

(2)

3. Write short notes on :

- (a) Tracheotomy 3
- (b) Mucus retention cyst 3
- (c) Dentigerous cyst. 3

Part-II

4. What are different methods of sterilization ? Describe autoclaving. 8

- 5. (a) Haemorrhagic shock 4
- (b) Tetanus. 4

6. Write notes on :

- (a) Facial nerve palsy 3
- (b) Cleft lip 3
- (c) Carbuncle. 3

5142-2-1200

P

(Printed Pages 3)

(20211)

Roll No.

B.D.S. III Prof.

5142

B.D.S. Examination, 2010

GENERAL SURGERY

(BDS-08)

Time : Three Hours]

[Maximum Marks : 50

Note : Attempt all questions. Use separate copy for part I & part-II.

Part - I

1. Describe surgical Anatomy of the thyroid gland and discuss the management of solitary Thyroid Nodule.

8

P.T.O.

ITS Dental College Hospital & Research Centre
LIBRARY
General House

2. Write short notes on :

(a) Cleft lip & Cleft Palate

3

(b) Ranula

3

(c) Cylindroma.

3

3. Discuss the approach to a case of multiple injured patient and describe the management of facial trauma.

8

Part - II

4. Discuss various swellings of Jaw & Describe the management of stage II carcinoma alveolus.

8

5. Discuss Pathophysiology of wound healing in detail.

8

6. Write short notes on :

(a) Potato (Carotid Body) Tumor

3

5142190012

(b) Thyroglossal cyst

3

(c) Basal cell carcinoma

3

P

(Printed Pages 3)

(20710)

Roll No. 6097055

B.D.S. III Prof.

5142

B.D.S. Examination, July 2010

Paper-II

General Surgery

(BDS-08)

Time : Three Hours]

[Maximum Marks : 50

Note : Attempt all questions. Use separate copy for Part-I and Part-II.

Part-I

1. What are the varieties of wounds. Discuss wound-healing and its complications. 8

P.T.O.

✓ 2. What are different types of cysts in oral cavity. Discuss the management of Dentigerous cyst. 8

3. Short notes : 9

✓ (a) Leukoplakia

✓ (b) Stomatitis

✓ (c) Bleeding Gums

(10)

Part-II

✓ 1. Define shock. Discuss the management of septic shock. 8

✓ 2. Discuss causes of Cervical-Lymph-Noditis. How will you investigate the case? 8

3. Short notes : 9

✓ (a) Tracheostomy

5142150012

✓ (b) Fissured Tongue

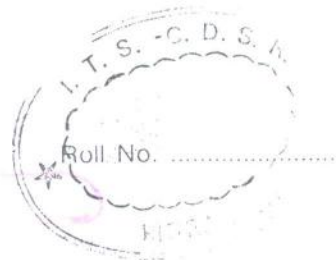
✓ (c) Impacted 3rd Molar Tooth

6

R

(2046)

BDS III Prof.



5142

B.D.S. Examination, April - 2006

Paper-II

GENERAL SURGERY

(BDS-08)

Time : Three Hours]

[Maximum Marks : 50

Note : Attempt all questions. Use separate copy for Part-I and Part-II

Part-I

1. What are the varieties of Thyrotoxicosis? Describe symptoms, signs and management of Primary Thyrotoxic Goitre. 8
2. Define Gangrene? What are the different causes of Gangrene? Mention treatment in brief. 8
3. Write short notes on the following : 3x3=9
(a) Carbuncle

5142 \ 400 \ 2

P.T.O.

3

2

(b) Cancrum oris

(c) Haemophilia.

Part-II

4. Define Shock. Enumerate the causes of Shock. How will you manage a patient with Haemorrhagic Shock? 8

5. Enumerate various causes of Cervical (Neck) Lymph-Node Enlargement. Discuss in brief the treatment of Hodgkin's lymphoma in 10-year old child. 8

6. Write short notes on the following : 3x3=9

(a) Tracheostomy

(b) Extradural Haematoma.

(c) Trigeminal Neuralgia.

5

(2104)

Roll No.

BDS III Prof.

5142

B. D. S. Examination, Oct. 2004


Paper II

General Surgery

(BDS-08)

Time : Three Hours] [Maximum Marks : 50

Note : Attempt all questions. Use separate copy for Part I and Part II.



1. Describe predisposing factors of ~~oral~~ tongue. Mention clinical features and management of stage I and II carcinoma of the tongue. 8
2. Describe various methods of sterilization of instruments. Discuss autoclaving in detail. 8
3. Write short notes on the following : 3 each
 - (i) Epulis
 - (ii) Bell's palsy
 - (iii) Carbuncle.

(2)

Part II

4. Mention the aetiology of acute tonsillitis. How will you manage a young child having acute infection of tonsils ? 8
5. Discuss differential diagnosis of hoarseness of voice. Describe clinical picture and management of carcinoma of the larynx. 8
6. Write short notes on the following : 3 each
 - (i) Trigeminal neuralgia
 - (ii) Septicaemia
 - (iii) Gonorrhoea.

Acute

4

R

(2044)

Roll No.

BDS III Prof.

5142

B.D.S. Examination, April-2004

Paper - II

GENERAL SURGERY

(BDS-08)



Time : Three Hours]

Note : Attempt all questions.

Use separate copy for Part-I & Part-II.

Part - I

1. Discuss the differential diagnosis of ulcer of tongue. How will you manage a case of Dental Ulcer of tongue? 8
2. ✓ Define Haemorrhage. Classify it and discuss the characteristic features of shock? 8
3. Write short notes on : 9
 - (i) Dentigerous Cyst
 - (ii) Actinomycosis of Jaw
 - (iii) Haemangioma.

5142 / 220 / 2

P.T.O.

Part - II

4. Discuss the sign, symptoms and differential diagnosis of sub-mandibular salivary gland swelling. 8
5. Discuss the features of fracture of body of mandible. How will you manage it? 8
6. Write short notes on – 9
- (i) Cleft lip
 - (ii) Mucus cyst of lip
 - (iii) Parathyroid adenoma.

2

2

Roll No.

(2043)

BDS III Prof.

5142

B. D. S. Examination, April 2003

Paper II

GENERAL SURGERY

(BDS-08)



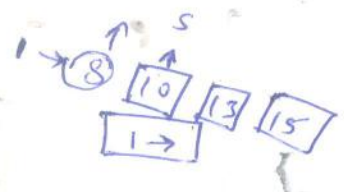
Time : Three Hours]

[Maximum Marks : 50

Note : Attempt all questions. Use separate copy for Part I and Part II.

Part I

1. Classify fractures of the mandible. Describe the clinical features and management of unilateral extracapsular condylar fracture. 8
2. Define shock and outline the clinical features and management of anaphylactic shock. 8



(2)

3. Write short notes on the following : 9
- (a) Dentigerous cyst
 - (b) Aphthous ulcers
 - (c) Plunging ranula.

Part II

4. Classify Gangrene. Describe the clinical features and management of gas gangrene. 8
5. Enumerate the mid-line swellings of the neck and discuss briefly the clinical features and treatment of Ludwigs' angina. 8
6. Write short notes on the following : 9
- (i) Complications of tracheostomy
 - (ii) Horner's syndrome
 - (iii) Protruding premaxilla.

5142-2-200

21

27

3

2

B
(2012)
BDS III Prof.

Roll No.

5142

B. D. S. Examination, Jan. 2002

Paper II
GENERAL SURGERY
(BDS-08)



Time : Three Hours] [Maximum Marks: 50

Note : Attempt all questions. Use separate copy for Part I and Part II.

Part I

1. Define Sialolithiasis. Why is it more common in the submandibular gland ? Describe the clinical features and management of submandibular sialolithiasis. 8
2. What are the stages of wound healing ? Enumerate the factors which delay wound healing. 8
3. Write short notes on the following :
 - (a) Collar stud abscess
 - (b) Marjolin's ulcer
 - (c) Lucid interval.

[Handwritten signature]

(2)

Part II

4. What are the boundaries of the carotid triangle ?
Enumerate neck swellings found in the carotid triangle and describe the clinical features of branchial cyst. 8
5. What is surgical toilet ? Write in detail about tetnus prophylaxis. 8
6. Write short notes on the following :
 - (a) Bell's palsy
 - (b) Leukoplakia (oral)
 - (c) Torticollis. 9

2 ①

V

Roll No.

(2061)

BDS III Prof.


5142

B. D. S. Examination, June 2001

Paper II

GENERAL SURGERY

(BDS-08)



Time : Three Hours]

[Maximum Marks 50

Note : Attempt all questions. Use separate copy for Part I and Part II.

Part I

1. Discuss the differential diagnosis of swelling of lower jaw. How will you treat a case of Adamantinoma of mandible ? 8
2. What is abscess ? How will you manage a case of Retropharyngeal abscess ? 8

(2)

3. Write short notes on : 9
- (i) Trigeminal neuralgia ✓
 - (ii) Cancerum oris ✓
 - (iii) Complications of Local Anaesthesia. ✓

Part II

4. Define Gangrene. Classify it. Discuss the sign and symptoms of it. 8
5. What are the signs and symptoms of Inflammation ? Outline the principles of management of acute pyogenic abscess. 8
6. Write short notes on : 9
- (i) Cleft palate ✓
 - (ii) Lymphangioma neck ✓
 - (iii) Cold abscess. ✓